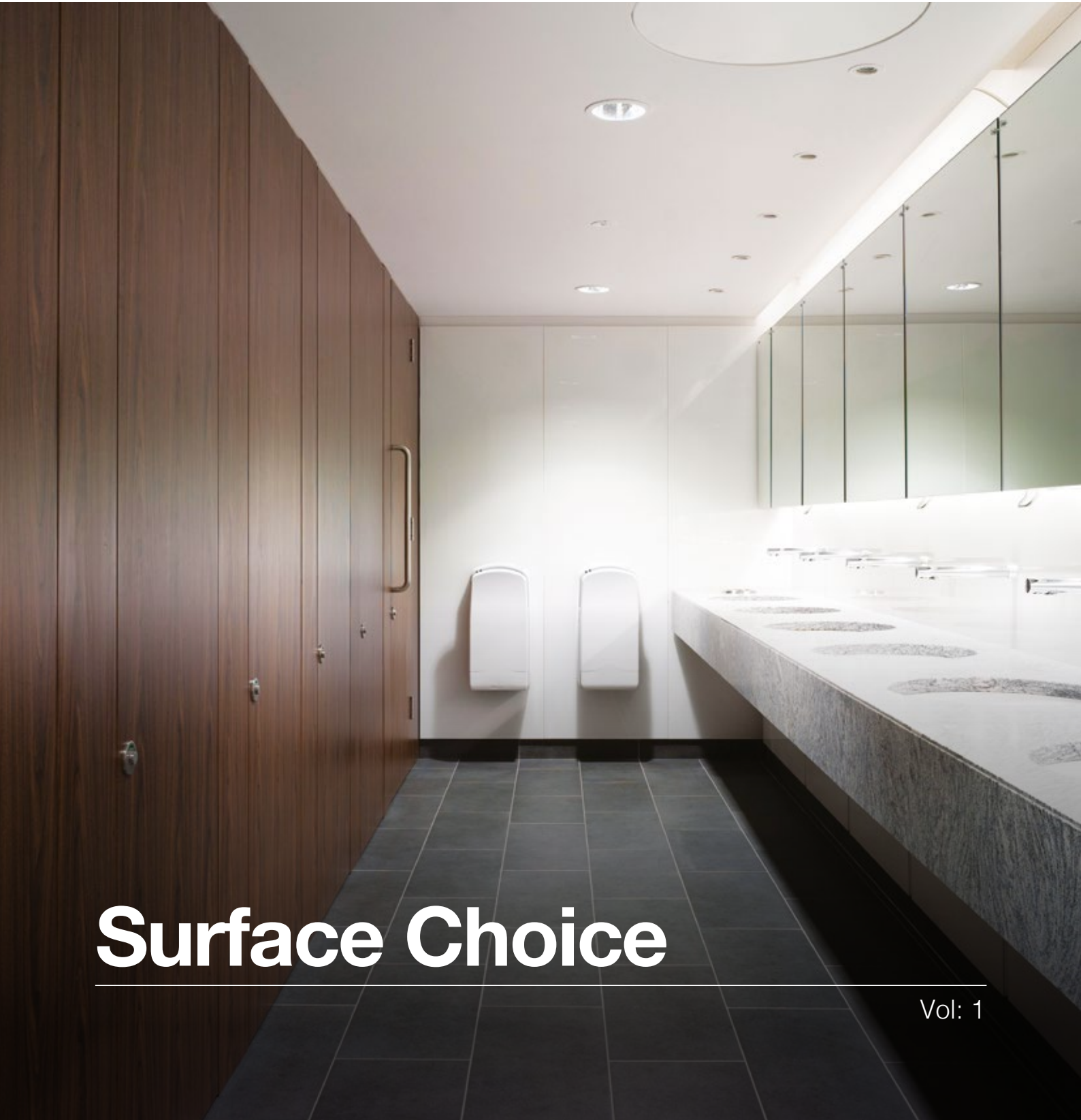




Cubicle + Washroom Systems



Surface Choice



Design that lasts

At Prospec we have combined our proven cubicle and washroom systems with the latest range of Formica premium High Pressure and Compact Grade Laminates, developed specifically for the washroom environment.

More Choice:

- The extensive Formica range facilitates design freedom and size optimization from a choice of 40 on-trend decors, available in Formica's classic and robust texture, Matte 58

Each colour option is available in High Pressure Laminate and Compact Grade Laminate, providing a solution whatever the application.



Materials that last

Formica® Laminate provides unbeatable solutions for Prospec's washroom applications including toilet and shower cubicles, access panel systems and vanity units in dry locations.

Formica® Compact is ideally suited to projects in particularly demanding environments that are subject to high levels of humidity, impact and wear and tear, making it ideal for cubicles, IPS panels and lockers.

- Highly resistant and durable
- Hygienic and easy to clean
- Resistance to moisture
- FSC® Certified laminates




ULSTER
Rugby



You choose, we build

Prospec provides a totally bespoke service with a stylish range of washroom systems.

You choose the look you want and we will source the best surface material for your project, drawing on the huge range of Formica finishes available, including stunning high gloss colours and elegant woodgrains.



A modern washroom with rows of bright green lockers and three shower stalls at the end of the hallway. The lockers are arranged in two long rows on either side of a central aisle. The shower stalls are located at the far end of the hallway, each with a glass door and a sign above it. The floor is made of light-colored square tiles, and the walls are white with a vertical light fixture on the ceiling.

**Perfect for all
applications within a
washroom environment**



Helping you create a beautifully considered space


Functional environments don't need to compromise on aesthetics, and in fact good looking, clean washrooms can attract visitors, which is paramount for shopping centres, hospitality and transport hubs.

This latest Surface Choice collection includes 10 new designs to create a sophisticated colour palette and for simplicity, each decor in our range is available in all sheet sizes, two grades and a matte only finish.

Colour perfection

Formica's in-house design team are at the forefront of colour forecasting, ensuring that the new colour additions are appropriate for the washroom market.

Four new pigmented colours have been added to the range for a bold update. Cassis, Night Sea and Fir are deep and striking, while Blush is dusky and light. These tones all complement and combine well with grey and beige hues in natural looking materials of wood and stone, which are becoming more popular in washroom environments.



Elegant wood development

There are four new woodgrain developments in this collection; two Cedars, an exotic Legno and a subtle and elegant Maple. Woodgrain trends for washrooms are moving away from orange tones and rustic structures, towards the more simplistic and linear woods perfect for washroom applications.



Always the right choice



F8841
White Ash



F1549
Tromso Maple



F8843
Natural Ash



F8853
Rural Oak



F6932
Macchiato Walnut



F5150
American Walnut



F8588
Nevada Oak



F1548
Mocha Cedar



F5374
Elegant Oak



F8847
Jarrah Legno



F8851
Classic Wenge




F1547
Noir Cedar

Surface Choice


Code	Decor	Range	NCS®	RAL®	Light Reflectance Value	2775 x 1835 CGS (12mm)	4305 x 1835 CGS (12mm)	3660 x 1525 CGS (12mm) HGP (0.7mm)	2775 x 1900 HGP (0.7mm)	4305 x 1900 HGP (0.7mm)
F0193	Xenon	Patterns			47.2	MAT	MAT	MAT	MAT	MAT
F0231	Peaceful Blue	Colors	S 1030-R80B		55.7	MAT	MAT	MAT	MAT	MAT
F1040	Alpino	Colors	S 0502-G50Y	9010	86.9	MAT	MAT	MAT	MAT	MAT
F1485	Chrome Yellow	Colors	S 1060-Y	1018	65.6	MAT	MAT	MAT	MAT	MAT
F1547	Noir Cedar	Woods			10.3	MAT	MAT	MAT	MAT	MAT
F1548	Mocha Cedar	Woods			28.8	MAT	MAT	MAT	MAT	MAT
F1549	Tromso Maple	Woods			54.9	MAT	MAT	MAT	MAT	MAT
F1787	Grey Dust	Patterns			37.0	MAT	MAT	MAT	MAT	MAT
F2253	Diamond Black	Colors	S 8005-Y80R	9011	6.7	MAT	MAT	MAT	MAT	MAT
F2255	Polar White	Colors	S 0500-N	9016	85.7	MAT	MAT	MAT	MAT	MAT
F2273	Seringa	Colors	S 1010-Y30R	1015	70.7	MAT	MAT	MAT	MAT	MAT
F2828	Tropical Blue	Colors	S 3060-R90B		18.3	MAT	MAT	MAT	MAT	MAT
F3734	Radon	Patterns			18.7	MAT	MAT	MAT	MAT	MAT
F4177	Lime	Colors	S 1040-G50Y		56.6	MAT	MAT	MAT	MAT	MAT
F5150	American Walnut	Woods			14.6	MAT	MAT	MAT	MAT	MAT
F5374	Elegant Oak	Woods			35.0	MAT	MAT	MAT	MAT	MAT
F6903	Cassis	Colors	S 6030-R50B		9.8	MAT	MAT	MAT	MAT	MAT
F6932	Macchiato Walnut	Woods			15.8	MAT	MAT	MAT	MAT	MAT
F7837	Graphite	Colors	S 8000-N	8019	10.8	MAT	MAT	MAT	MAT	MAT
F7845	Spectrum Red	Colors	S 2070-R	3001	15.9	MAT	MAT	MAT	MAT	MAT
F7879	Dusty Jade	Colors	S 3020-B50G		42.5	MAT	MAT	MAT	MAT	MAT
F7884	China Blue	Colors	S 3020-R90B		34.7	MAT	MAT	MAT	MAT	MAT
F7912	Storm	Colors	S 6502-B	7015	14.8	MAT	MAT	MAT	MAT	MAT
F7923	Surf	Colors	S 1502-Y	9002	69.4	MAT	MAT	MAT	MAT	MAT
F7927	Folkestone	Colors	S 2500-N		53.5	MAT	MAT	MAT	MAT	MAT
F7949	Soft White	Colors	S 0500-N	9016	86.2	MAT	MAT	MAT	MAT	MAT
F7961	Fog	Colors	S 4000-N	7004, 7036	37.0	MAT	MAT	MAT	MAT	MAT
F8237	Fir	Colors	S 6020-G10Y		14.2	MAT	MAT	MAT	MAT	MAT
F8238	Blush	Colors	S 3020-Y90R		31.9	MAT	MAT	MAT	MAT	MAT
F8242	Night Sea	Colors	S 7020-R90B		8.4	MAT	MAT	MAT	MAT	MAT
F8588	Nevada Oak	Woods			30.6	MAT	MAT	MAT	MAT	MAT
F8820	Leaf Green	Colors	S 3040-G50Y		33.6	MAT	MAT	MAT	MAT	MAT
F8822	Denim	Colors	S 5030-R90B	5007	16.1	MAT	MAT	MAT	MAT	MAT
F8827	Sarum Twill	Patterns			35.1	MAT	MAT	MAT	MAT	MAT
F8829	Graphite Twill	Patterns			11.3	MAT	MAT	MAT	MAT	MAT
F8841	White Ash	Woods			69.7	MAT	MAT	MAT	MAT	MAT
F8843	Natural Ash	Woods			53.3	MAT	MAT	MAT	MAT	MAT
F8847	Jarrah Legno	Woods			11.5	MAT	MAT	MAT	MAT	MAT
F8851	Classic Wenge	Woods			9.4	MAT	MAT	MAT	MAT	MAT
F8853	Rural Oak	Woods			32.9	MAT	MAT	MAT	MAT	MAT

Colours


All decors are in Matte 58 finish




F2255
Polar White




F7949
Soft White




F1040
Alpino



F7923
Surf



F2273
Seringa




F7927
Folkestone



F7961
Fog



F7912
Storm



F7837
Graphite



F2253
Diamond Black



F1485
Chrome Yellow



F4177
Lime




F8820
Leaf Green



F7879
Dusty Jade




F8237
Fir



F2828
Tropical Blue



F0231
Peaceful Blue




F7884
China Blue



F8822
Denim



F8242
Night Sea



F8238
Blush



F7845
Spectrum Red



F6903
Cassis

Patterns

All decors are in Matte 58 finish



F0193
Xenon



F8827
Sarum Twill



F1787
Grey Dust



F3734
Radon



F8829
Graphite Twill

Woods



F8841
White Ash



F1549
Tromso Maple



F8843
Natural Ash



F8588
Nevada Oak



F1548
Mocha Cedar



F5374
Elegant Oak



F8853
Rural Oak



F6932
Macchiato Walnut



F5150
American Walnut



F8847
Jarrah Legno

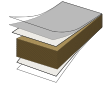


F8851
Classic Wenge



F1547
Noir Cedar

Formica® Compact



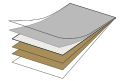
High pressure structural laminate, built up from multiple layers of kraft paper.

Grade:	HPL/EN 438-4 CGS: Compact, General Purpose, Standard high pressure decorative laminate
Thickness:	12mm
Weight:	16.4 kg/m ²
Decorative surface:	Both sides
Bonding requirements:	Self supporting - no bonding required
Applications:	Washroom cubicles, locker systems, wall panels, vanity units, partitions, benches

Features and benefits:



Formica® Laminate



Manufactured through fusing multiple layers of impregnated paper under high pressure and temperature.

Grade:	HPL/EN 438-3 HGP: Horizontal, General Purpose, Postforming high pressure decorative laminate
Thickness:	0.7mm
Weight:	1.02 kg/m ²
Decorative surface:	Single sided
Bonding requirements:	Requires bonding to substrate. May also require backer and edging depending on substrate and application Washroom cubicles, locker systems, wall panels, vanity units, partitions, benches, doors, curved surfaces
Applications:	Washroom cubicles, locker systems, wall panels, vanity units, partitions, benches

Features and benefits:



Performance features



Water resistant



Stain resistant



Hygienic



Any orientation



Chemical resistant



Self supporting



Postforming



Flat bonding



Impact resistant



Fire resistant *

Fast sample service

Our samples team are on hand to provide you with the service you need

Prospec Limited
+44 (0) 1709 377147
sales@prospec.co.uk



Cubicle + Washroom Systems



Prospec Limited
Canklow Meadows Estate
West Bawtry Road
Rotherham. S60 2XL
Tel: +44 (0) 1709 377147
Email support:
sales@prospec.co.uk